

CSSE 290 Web Programming

Homework Assignment 2: Movie Review

This assignment is about CSS and HTML for layout, positioning, and the CSS box model. You will create files for a fake movie review web site named Rancid Tomatoes for the film *TMNT*. Turn in the following files:

- ▲ [tmnt.html](#)
- ▲ [movie.css](#), the style sheet for [tmnt.html](#)

You will recreate the page below. Your page must match the appearance specified in this document.


We do not expect you to produce a pixel-perfect page that exactly matches this image. But your page should follow the styles specified in this document and match the look, layout, and behavior shown here as closely as possible.

We will provide you a **skeleton of [tmnt.html](#)** with the page contents, but no page sections or styles. The only modifications you should make are to divide it into sections using `div/span` tags, and add `id` and `class` attributes. You should also replace the last two "YOUR REVIEW HERE" reviews with text of your choice. (You are also allowed to add the HTML necessary to enable the "favorites icon" or "favicon" specified on the next page.)

Our next assignment, Homework 3, will build on the code in this assignment by adding PHP code. The screenshots in this document were taken on Windows in Firefox, which may differ from your system.

Appearance Details:

All **images** on the page and mentioned in the following text are in the provided ZIP file (linked from the schedule page) with the following file names.



The page's title is **TMNT - Rancid Tomatoes**. The page has a "favorites icon" ("favicon") of [rotten.gif](#).

The page background is [background.png](#). Page text uses 8pt font, using Verdana, Tahoma, or any sans-serif font on the system. The page body has *no margin or padding*, so its contents stretch to the very edge of the browser window.


The top of the page is an **image banner**. The center of this banner is [banner.png](#). Behind this banner [bannerbg.png](#) repeats horizontally across the length of the page. Each image is 50px tall. (*Hint: To make the banner stretch to the edges of the page, use the [bannerbg.png](#) as the background image of a block element that is behind [banner.png](#).)* Underneath the image banner is a centered heading containing the movie name and year in a 24pt bold font. The preferred fonts for this heading are Tahoma, Verdana, or any sans-serif font available on the system. The text in the header has a "shadow" located 3px right and 3px down from the original text, using the color #999999.


Below the main heading is the page's **overall content area**, with an overall 33% rating for the film, several critics' reviews, and an overview of the film at right. Taken together, this content occupies 800px in width and is centered horizontally within the page. If the page resizes horizontally, this 800px section should move dynamically so that it remains centered horizontally on the page. This overall section has a 4px gray solid border with a 20px round radius and should be sized large enough to contain all of its contents. (*Hint: See textbook section 4.3 on making contents fit.*)


In the overall area there is a 550px-wide left section for the "rotten" 33% rating and the **critics' reviews** of the film. The section is topped by a smaller section containing a large "rotten" image ([rottenbig.png](#)), vertically aligned to be even with the bottom of the text around it. Behind this the image [rbg.png](#) repeats horizontally across the entire length of the section. Each of these images is 83px tall. This is followed by the 33% overall rating for the film, which is shown in a 48pt red bold font.


TMNT (2007)


 **33%**
ROTTEN

 "Ditching the cheeky, self-aware wink that helped to excuse the concept's inherent corniness, the movie attempts to look polished and 'cool,' but the been-there animation can't compete with the then-cutting-edge puppetry of the 1990 live-action movie."


 Peter Debruge
Variety

 "The turtles themselves may look prettier, but are no smarter; torn irreparably from their countercultural roots, our superheroes on the half shell have been firmly co-opted by the industry their creators once sought to spoof."


 Jeannette Catsoulis
New York Times


 "TMNT is a fun, action-filled adventure that will satisfy longtime fans and generate a legion of new ones."


 Todd Gilchrist
IGN Movies


 "Impersonally animated and arbitrarily plotted, the story appears to have been made up as the filmmakers went along."


 Ed Gonzalez
Slant Magazine


 "It stinks!"


 Jay Sherman (unemployed)


 "The striking use of image and motion allows each sequence to leave an impression. It's an accomplished restart to this franchise."

 Mark Palermo
Coast (Halifax, Nova Scotia)


 "The rubber suits are gone and they've been redone with fancy computer technology, but that hasn't stopped them from becoming dull."

 Joshua Tyler
CinemaBlend.com


 "The script feels like it was computer generated. This mechanical presentation lacks the cheesy charm of the three live action films."

 Steve Rhodes
Internet Reviews

 "YOUR REVIEW HERE"

 NAME
PUBLICATION

 "YOUR REVIEW HERE"

 NAME
PUBLICATION



STARRING

Patrick Stewart
 Mako
 Sarah Michelle Gellar
 Kevin Smith

DIRECTOR

Kevin Munroe

RATING

PG

THEATRICAL RELEASE

Mar 23, 2007

MOVIE SYNOPSIS

After the defeat of their old arch nemesis, The Shredder, the Turtles have grown apart as a family.

MPAA RATING

PG, for animated action violence, some scary cartoon images and mild language

RELEASE COMPANY

Warner Bros.

RUNTIME

90 mins

GENRE

Action/Adventure, Comedies, Childrens, Martial Arts, Superheroes, Ninjas, Animated Characters

BOX OFFICE

\$54,132,596

LINKS

[The Official TMNT Site](#)
[RT Review](#)
[RT Home](#)

Below the 33% overall rating, there are two **columns of reviews**. Each of these columns occupies 47% of the width of the overall left-center section of the page. There is a horizontal spacing of 2% between the columns and neighboring content. (*Hint: See textbook section 4.3.4 on multi-column layouts, but avoid the new column-* CSS3 properties.*)

Each **review** is a box with a quote about the movie, in bold 8pt font. The quote box has a background color of #E8DC9B, and a gray border, 2px thick with a 10px round radius. 8px separate the quote box's content from its border. Each box has an icon ([fresh.gif](#) or [rotten.gif](#)) for whether the reviewer liked or disliked the movie on the left side of the quote box, with 5px separating it from text to its right. Text wraps around the images as needed.

The reviewer's personal information follows under the quote box, including: the reviewer's name; and the publication in italic. A

reviewer icon ([critic.gif](#)) is shown to the left of the text, with 5px of horizontal space separating it from the text. There is 20pt of vertical space between reviews. (*Hint: Paragraphs in movie reviews should be made large enough to contain all their content, including any floating content. See textbook section 4.3.3 on making contents fit into a container.*)

The top eight reviews should be as shown, but **you should change the last two** to hold any text that you like.

To the right of the critics' reviews is a **General Overview** section of the page with a list of information about the movie, with a background color of #A2B964. This section is 250px wide, with 10pt between the edge of the section and the text of the list. Its text appears in an 8pt font of Arial or any sans-serif font available on the system. You may assume that the general overview section will always be taller than the section of reviews to its left.

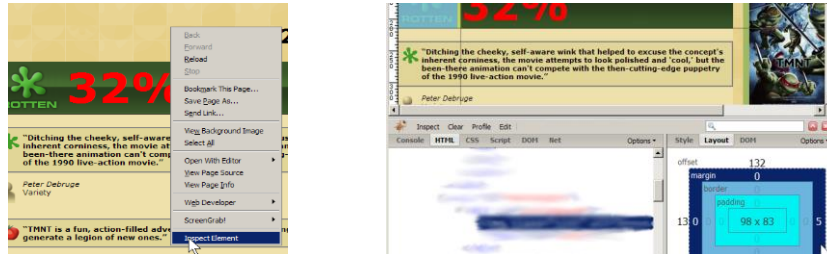
The section includes a definition list (using `d1`, `dt`, and `dd` elements) about the movie such as its stars and director. Each term is bolded and has 10pt of vertical separation between it and the element that precedes it. The bottom of this section contains a list of links about the movie. The list should be shown without bullets or indentation.

Below the reviews is a bar of centered text indicating reviews "(1-10) of 88", with a background color of #A2B964. It is placed directly next to surrounding content. 5px separate the edge of its text and the element's own outer edge.

The page's bottom right corner has links to the **W3C validators**. These images should remain fixed in the page's bottom-right corner, even after scrolling. The images should appear as 50% opaque, halfway transparent.

All other style elements on the page are subject to the preference of the web browser.

In both Firefox and Chrome, the Inspect Element feature may help you find problems with the box model and your styles. Pictures are from Firefox; Chrome is similar.



Do not express style information in the HTML, such as inline styles or presentational HTML tags such as `b` or `font`.

Express all stylistic information on the page using **CSS** defined in [movie.css](#). The majority of the “code-based” points for this assignment will be for the [movie.css](#) file. Part of your grade comes from expressing your CSS concisely and without unnecessary or **redundant** styles. For example, the two main columns of reviews share many (if not all) styles in common, so you should not specify those styles twice in your CSS file. As another example, if the page uses the same color or font family for multiple elements, group those elements into a single CSS rule, so that it would be possible to change the page's color/font by modifying a single place in the CSS. Use context selectors to avoid needing to apply classes and IDs to large numbers of elements. Limit the use of absolute and fixed positioning on this assignment. Do not use HTML or CSS constructs past Chapter 4 of the textbook, and do not use HTML tables.

Format your HTML and CSS to be as readable as possible. Place a comment header in **each file** with your name, section, a brief description of the assignment, and the file's contents. Properly use whitespace and indentation in your HTML and CSS code. To keep line lengths manageable, do not place more than one block element on the same line or begin a block element past the 100th character on a line.

Submission: In your usual webProgramming folder on CSSE AFS (`wwwuser`), I have added a HW2 folder. Directly in that folder, place all of the files needed to make your web page work.

In your usual webProgramming folder on CSSE AFS (`wwwuser`), I have added a HW2 folder. Directly in that folder, place all of the files needed to make your web page work. Copyright © Marty Stepp / Jessica Miller, licensed under Creative Commons Attribution 2.5 License. All rights reserved.