

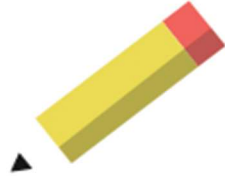
Internship, Co-op & Research Statistics

Definitions



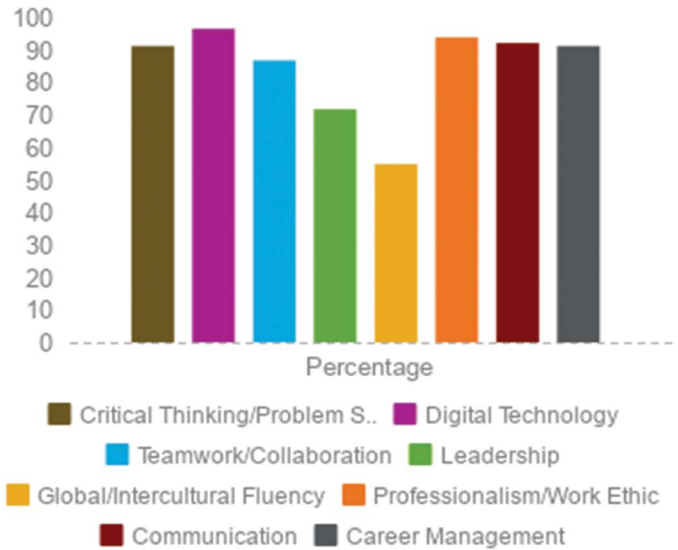
Internship
A paid opportunity to work full-time for a company to build on both technical and soft skills during the summer months

Co-op
A paid opportunity to work full-time for a company to build on both technical and soft skills during the academic year

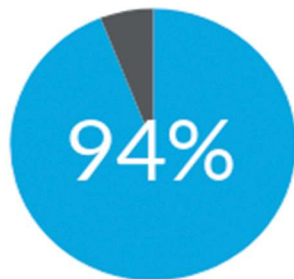


Research
A paid or unpaid opportunity to conduct research on campus or at another institution to build on both technical and soft skills during the academic year or the summer months

Student Career Readiness Outcomes

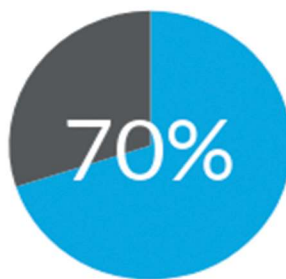


Percent of Students Who Complete an Internship, Co-op, or Research Experience



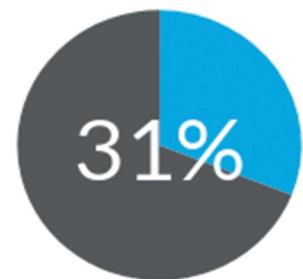
One Experience

■ Internship/Co-op/Research (94%)
■ None or Unreported (6%)



Two Experiences

■ Internship/Co-op/Research (70%)
■ Less Than Two (30%)



Three or More Experiences

■ Internship/Co-op/Research (31%)
■ Less Than Three (69%)

Average Salary



Freshman: \$13 to \$17 / Hour
Sophomore: \$17 to \$21 / Hour
Junior: \$21 to \$25 / Hour

22%
of Freshmen
Complete Internships

Internships Build Confidence



91%
of Students
Report
Increased
Confidence
Following an
Internship